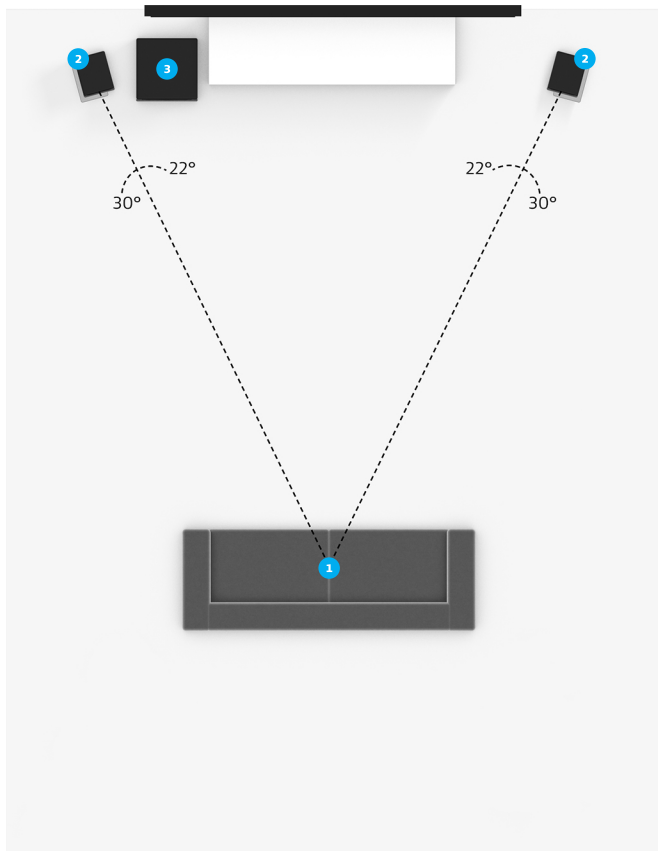




Home Theater Speaker Guide

Optimize your sound system that includes Dolby Atmos® technology with this step-by-step guide to the best speaker setup.



Speaker placement for 2.1 setup

2.1 Virtual Speakers

1. Seating position
2. Left and right speakers
3. Subwoofer


Dolby Atmos speaker setups: What do these numbers mean?

When shopping for Dolby Atmos home theater components, you'll see a new way of describing speaker configurations.


2.1

This refers to the number of traditional surround speakers (front, center, surround, etc.)

This number refers to how many powered subwoofers you can connect to your receiver.



Perspective detail for 2.1 setup



Virtual speaker placement detail for 2.1 setup