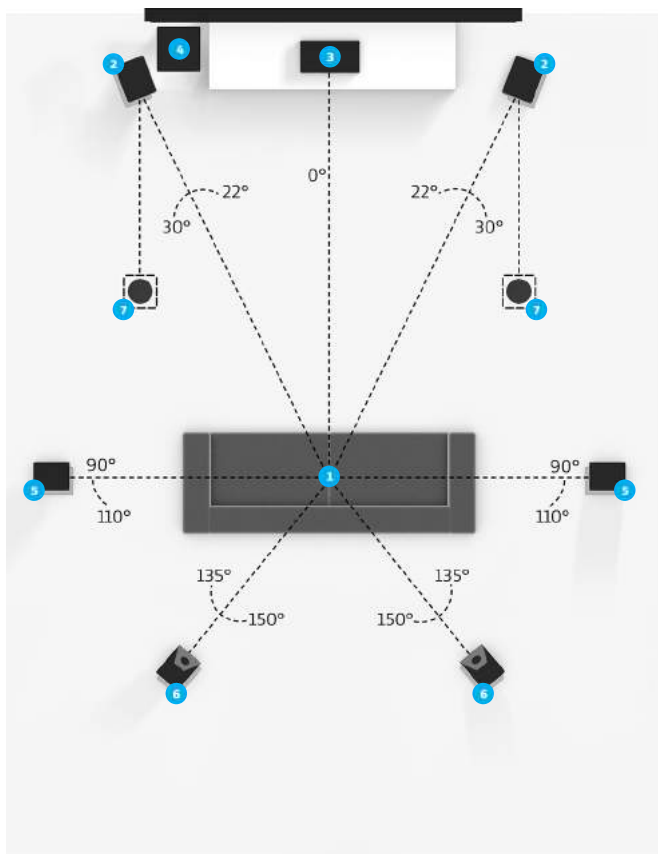




# Home Theater Speaker Guide

Optimize your sound system that includes Dolby Atmos® technology with this step-by-step guide to the best speaker setup.



Speaker placement for 7.1.4 hybrid setup

## 7.1.4 Hybrid Overhead / Dolby Atmos Enabled Speakers

1. Seating position
2. Left and right speakers
3. Center speaker
4. Subwoofer
5. Left and right surround speakers
6. Left and right rear Dolby Atmos enabled speakers
7. Left and right top front overhead speakers

### Dolby Atmos speaker setups: What do these numbers mean?


When shopping for Dolby Atmos home theater components, you'll see a new way of describing speaker configurations.

7.1.4

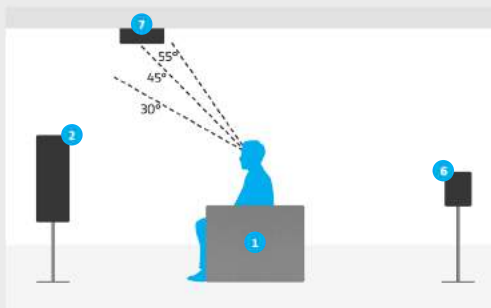
This refers to the number of traditional surround speakers (front, center, surround, etc.)

This number refers to how many powered subwoofers you can connect to your receiver.

This refers to how many overhead or Dolby Atmos enabled speakers you can use in your Dolby Atmos capable setup.



Perspective detail for 7.1.4 hybrid setup



Overhead speaker placement detail for 7.1.4 hybrid setup